



# A PPLE



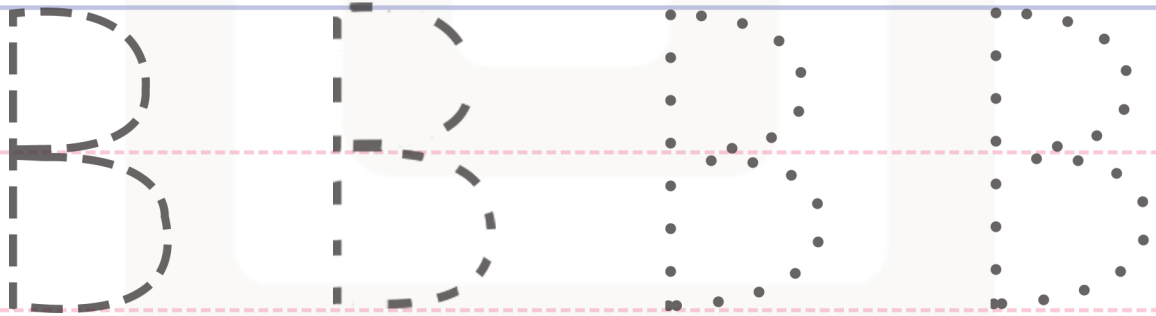
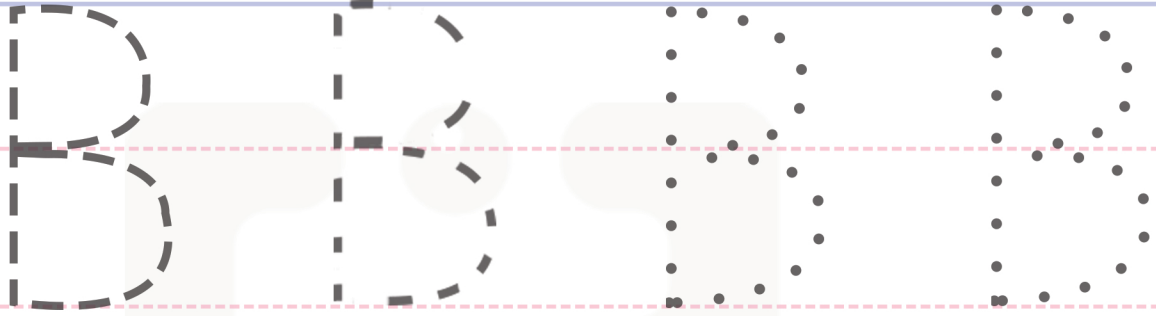
Handwriting practice area with two rows of three-letter words: APPLE, APPLE, and APPLE. Each row contains a dashed outline for tracing, a dashed outline for tracing, and a dotted pattern for tracing. The background features a large, faint watermark of the word 'APPLE'.



Hi!  
I'm ELE.



B ALL

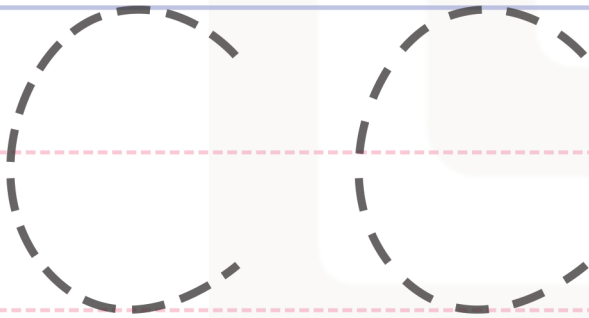
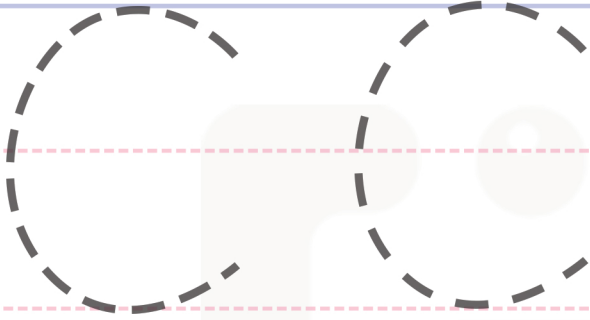



Hi!  
I'm BOB.

©



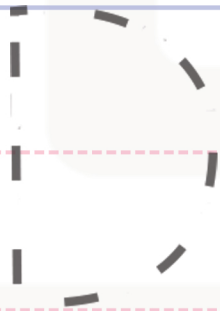
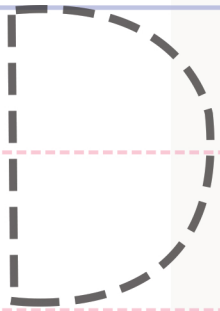
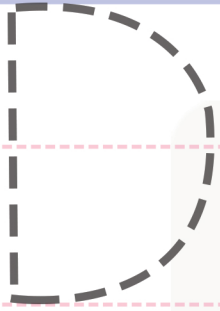

CAR



Hi!  
I'm BINNY.



D OG




Hi!  
I'm LEO.






# ELEPHANT



Hi!  
I'm ELE.



F  
OX




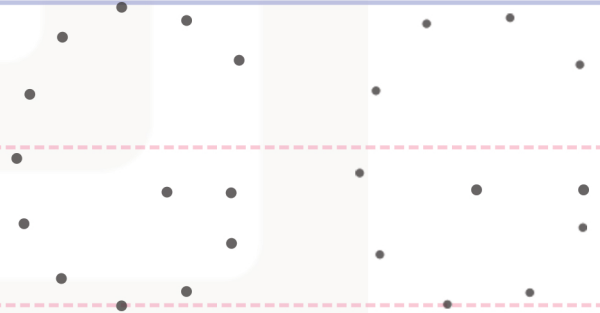
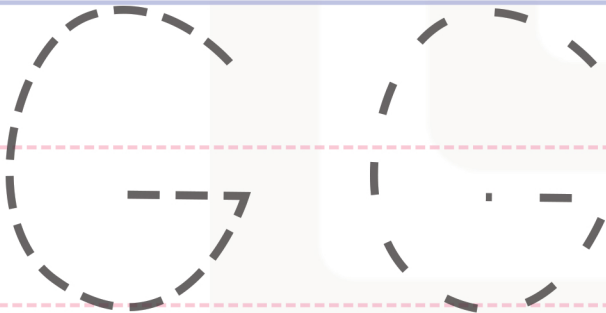
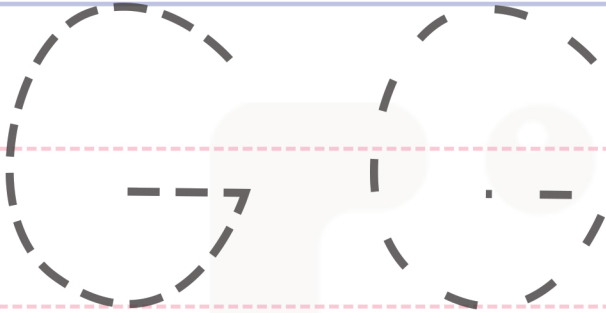

Handwriting practice area with two rows of lines. Each row contains a dashed uppercase letter 'F' for tracing, followed by a dotted uppercase letter 'F' for tracing, and a large, faint background watermark of the letter 'F'.



Hi!  
I'm BOB.




# G OAT



Hi!  
I'm ELE.



HAT



Handwriting practice area with two rows of four-letter words. Each row contains a dashed outline of the word 'HAT' followed by a dotted outline of the word 'HAT' for tracing. The letters are positioned between a top blue line, a middle red dashed line, and a bottom blue line.




Hi!  
I'm LEO.



©

I GLOO

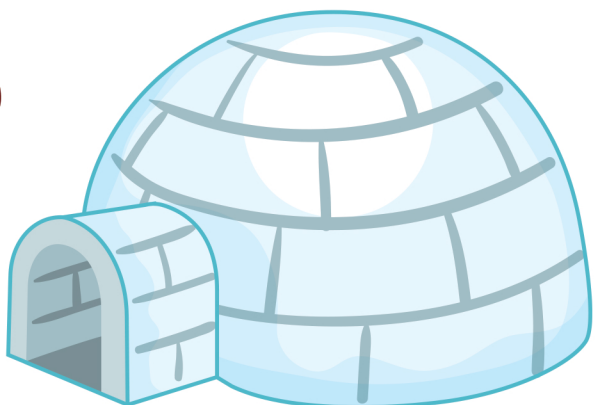


Handwriting practice lines for the letter 'I'. The page features two rows of horizontal lines (top and bottom blue lines, middle red dashed line). Each row contains a dashed outline of the letter 'I' for tracing, followed by a dotted outline of the letter 'I' for tracing. A large, faint watermark of the letter 'I' is visible in the background.

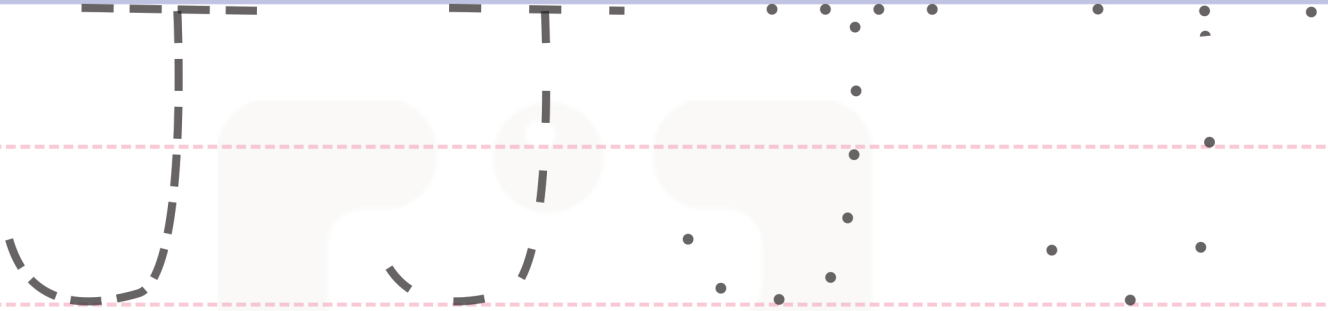

Hi!  
I'm BOB.



©



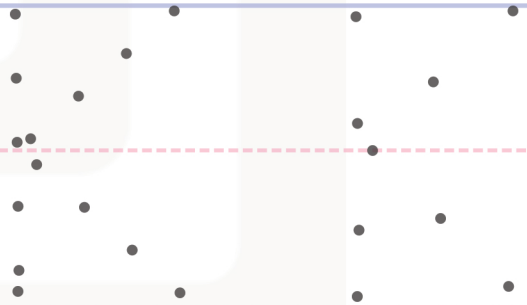
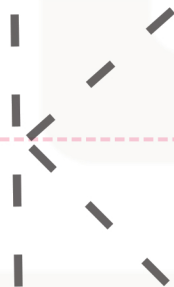
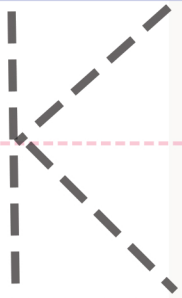
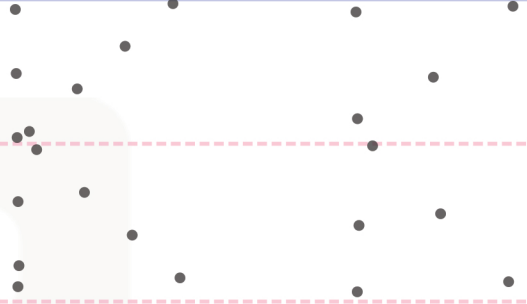
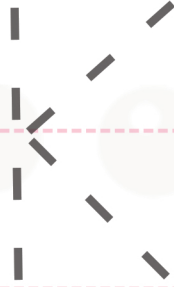
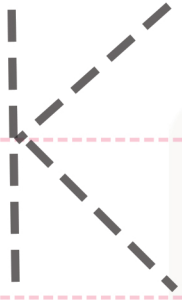

# JOKER



**Hi!  
I'm MIMI.**



# KANGAROO




Hi!  
I'm BINNY.



©



LION



Handwriting practice area with two rows of four-lined guides (top and bottom blue lines, middle red dashed line). Each row contains a dashed outline of the word 'LION' for tracing, followed by a dotted outline of 'LION' for independent practice. A large, faint watermark of the word 'LION' is visible in the background.

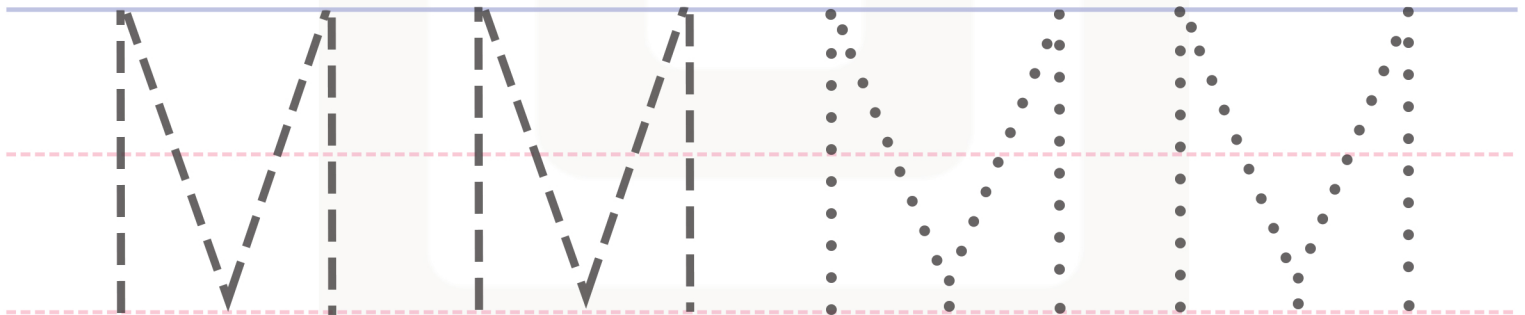
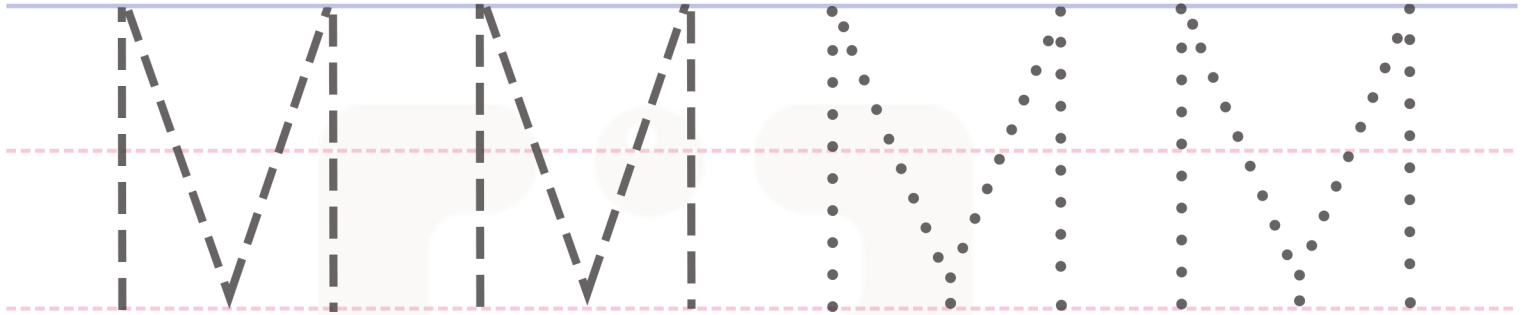

Hi!  
I'm LEO.





# M


OUSE



Hi!  
I'm MIMI.



# NEST




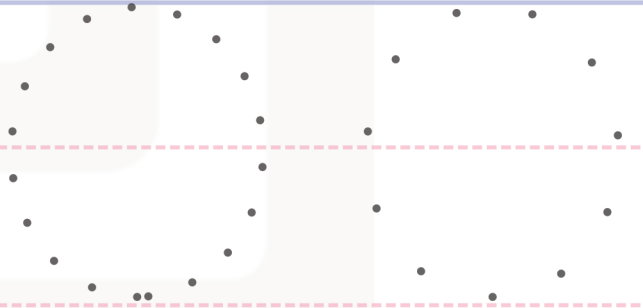
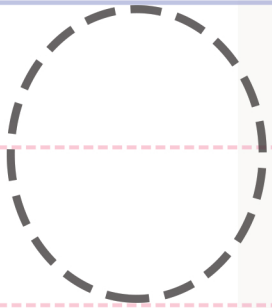
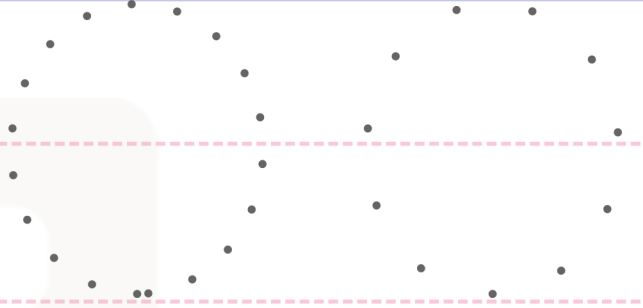
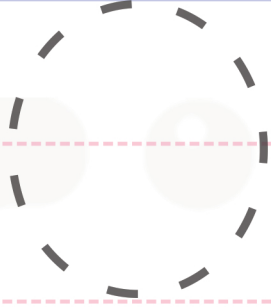
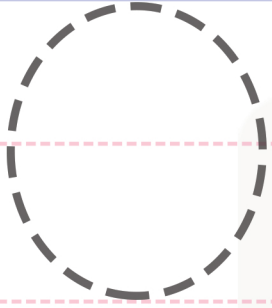

Tracing practice area with two rows of handwriting lines. Each row contains three sets of letters: a dashed 'N', a dashed 'E', and a dotted 'S'. A large, faint watermark of the word 'POOO' is visible in the background.



Hi!  
I'm P000.



Owl

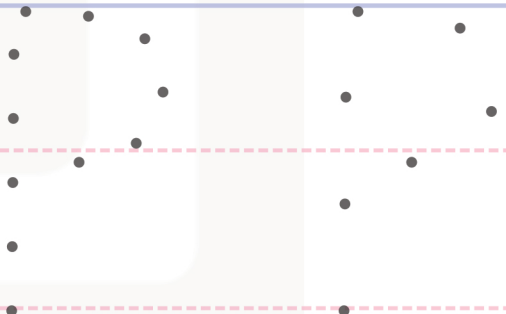
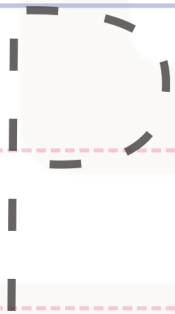
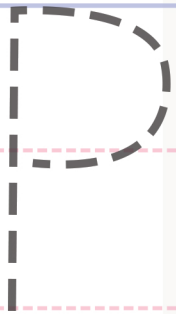
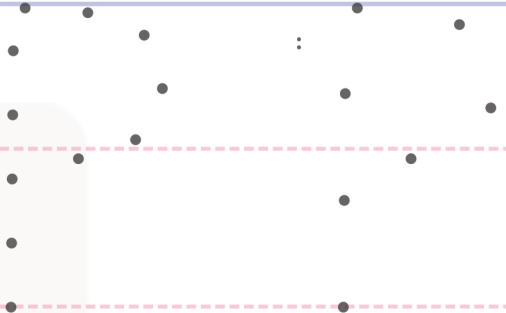
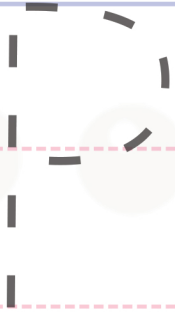
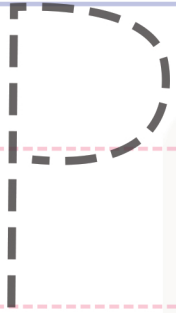



Hi!  
I'm ELE.




# P

IG




Hi!  
I'm P000.



©



# Q U E E N



Tracing practice area with two rows of handwriting lines. Each row contains a dashed outline of the letter 'Q', a dashed outline of the word 'QUEEN', and a dotted version of the word 'QUEEN' for tracing. A large, faint watermark of the word 'QUEEN' is visible in the background.

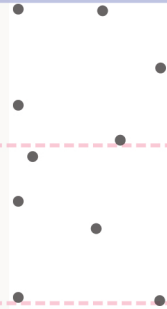
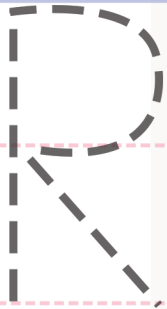
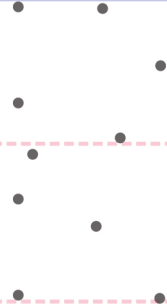
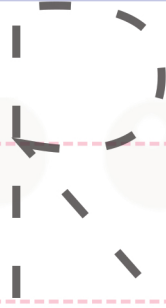
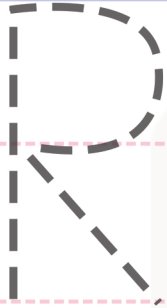



Hi!  
I'm BINNY.



# R

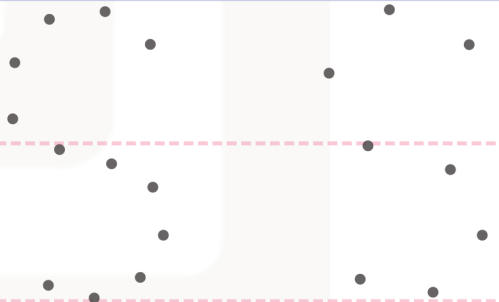
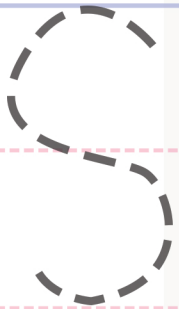
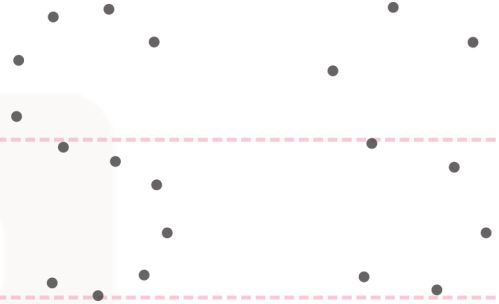
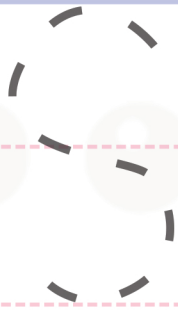

**ABBIT**



**Hi!**  
**I'm BINNY.**




# SUN



Hi!  
I'm BOB.




# T RAIN



Handwriting practice area with two rows of horizontal lines (top and bottom solid blue lines, middle dashed red line). Each row contains a dashed uppercase letter 'T' for tracing, followed by a dotted uppercase letter 'T' for tracing, and then a large, faint background watermark of the letter 'T'.

Hi!  
I'm MIMI.





# UMBRELLA




Handwriting practice area with two rows of three-letter words: UMBRELLA, UMBRELLA, and UMBRELLA. Each row contains a dashed outline for tracing, a dotted outline for tracing, and a dotted outline for independent writing. A large, faint watermark of the word 'UMBRELLA' is visible in the background.


Hi!  
I'm LEO.



# V IOLIN



Handwriting practice area with two rows of three-letter words: VIOLIN, IOLIN, and LIN. Each row contains a dashed outline for tracing, a dotted outline for tracing, and a large, faint background watermark of the word 'VIOLIN'.




Hi!  
I'm ELE.



©

# WHALE



Handwriting practice area with two rows of lines. Each row contains dashed letters 'W' and 'H' for tracing, followed by dotted letters 'W' and 'H' for tracing. A large, faint watermark of the word 'WHALE' is visible in the background.

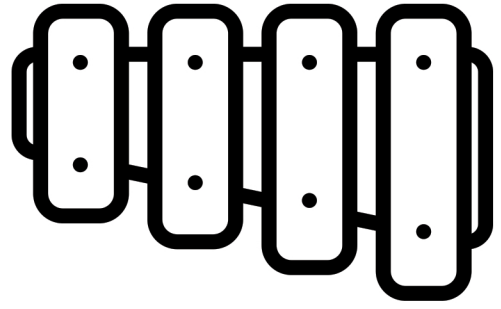
Hi!  
I'm MIMI.



©



# X YLOPHONE



Tracing practice area with two rows of handwriting lines. Each row contains three 'X' characters: a dashed line for tracing, a solid line for tracing, and a dotted line for tracing. A large, faint watermark of the letter 'X' is visible in the background.




Hi!  
I'm BINNY.

©



YAK



Handwriting practice area with two rows of lines. Each row contains a dashed uppercase letter 'Y' for tracing, followed by a dotted uppercase letter 'Y' for tracing, and a dotted uppercase letter 'A' for tracing. A large, faint watermark of the word 'YAK' is visible in the background.


Hi!  
I'm BOB.




©



# ZEBRA



Handwriting practice area with two rows of lines. Each row contains a dashed uppercase letter 'Z' for tracing, followed by a dotted uppercase letter 'Z' for tracing, and a dotted lowercase letter 'z' for tracing. A large, faint watermark of the letter 'Z' is visible in the background.



Hi!  
I'm ELE.

